


Heirloom -- Scalloped Edging & Eyelets

Scalloped Edging

Machine Settings:



The following stitches may be also used:



Foot: Satin Foot F

Foot Pressure: 3

Stitch Width: 7.0

Stitch Length: 0.2 - 0.3

Thread Tension: 2.0 - 2.2

1. Mark the design you wish to sew on the right side of the fabric.
2. Select the crescent-shaped satin stitch and program a series of stitches of varying elongations, for example, x3, x2, x3... Set thread tension between 2.0 - 2.2 and stitch length to 0.3.
3. Sew along the markings.
4. Trim away the excess fabric.

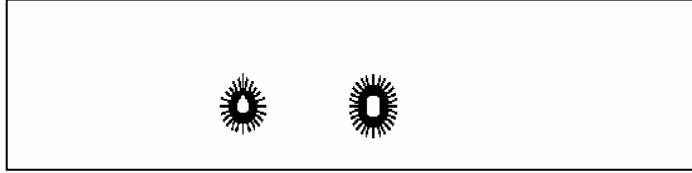

Tip:

- * Use stabilizer when working with finer fabrics.

Eyelets

Machine Settings:

The following stitches may also be used : (MC11000 only)



1. Select the eyelet stitch and sew.
2. Punch out the holes using an eyelet punch.